

Scaled data based on original data using
LM-79-08 Approved Method: Electrical and Photometric Measurements of Solid-
State Lighting Products

Test Report Prepared for
Cooper Lighting Solutions
(formerly Eaton)

Brand: INVUE

Report Number: P673582

Luminaire Tested: **CCP-SA-2E-760-U-T4W-HSS**

Issue Date: 04/16/2023



Test Information

Test Method: LM-79-08
Report Number: P673582
Test Lab: INNOVATION CENTER(G1)
Issue Date: 04/16/2023
Manufacturer: COOPER LIGHTING SOLUTIONS (FORMERLY EATON)
Product Line: INVUE
Catalog Number: CCP-SA-2E-760-U-T4W-HSS
Description: INVUE CLEAR CURVE POLE MOUNT Light Square Luminaire @1050mA w/ T4W distribution lens and House Side Shield
Light Source: (32) 5700K CCT, 70 CRI LEDs
Ballast/Driver: ELECTRONIC DRIVER

Summary

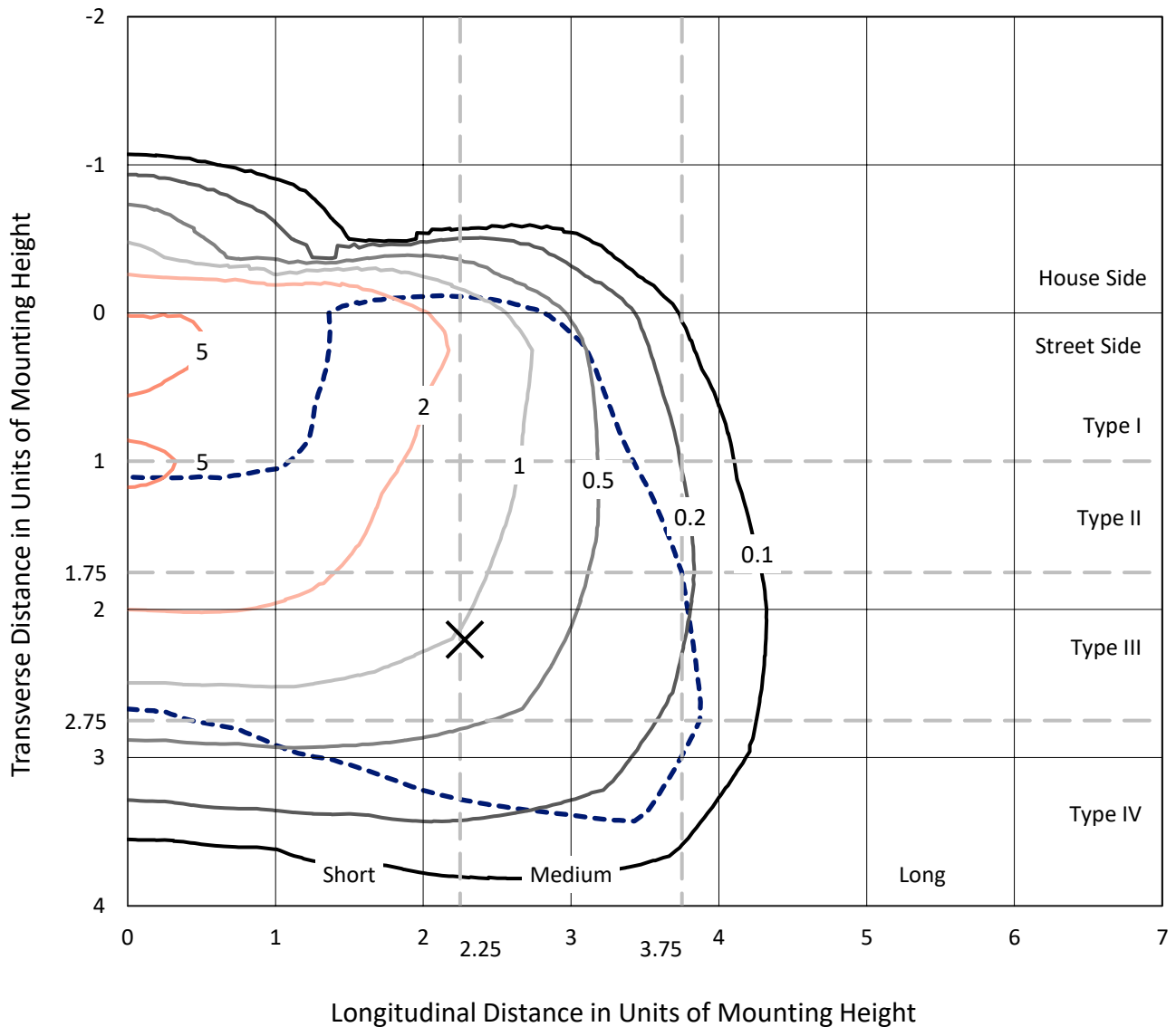
Lumens per Lamp: N/A
Luminaire Lumens: 10090.7 lumens
Efficiency: N/A
Efficacy: 94.7 lumens/watt
Luminous Opening: Rectangular (W 1' x L: 1' x H: 0')
IES Classification: Type IV - Medium
BUG Rating: B1 - U0 - G2

Input Watts (W): 106.6
Input Voltage (V): 120
Input Current (Ain): NR
Voltage Rise (V): NR
Power Factor: NR
Total Harmonic Distortion (THDi): NR
Frequency (hertz): 60
Stabilization Time: NR
Operation Time: NR
Ambient Temperature (°C): NR
Test Distance: 25 FT

REPORT NUMBER: P673582
 CATALOG NUMBER: CCP-SA-2E-760-U-T4W-HSS

Iso-Footcandle Lines of Horizontal Illumination

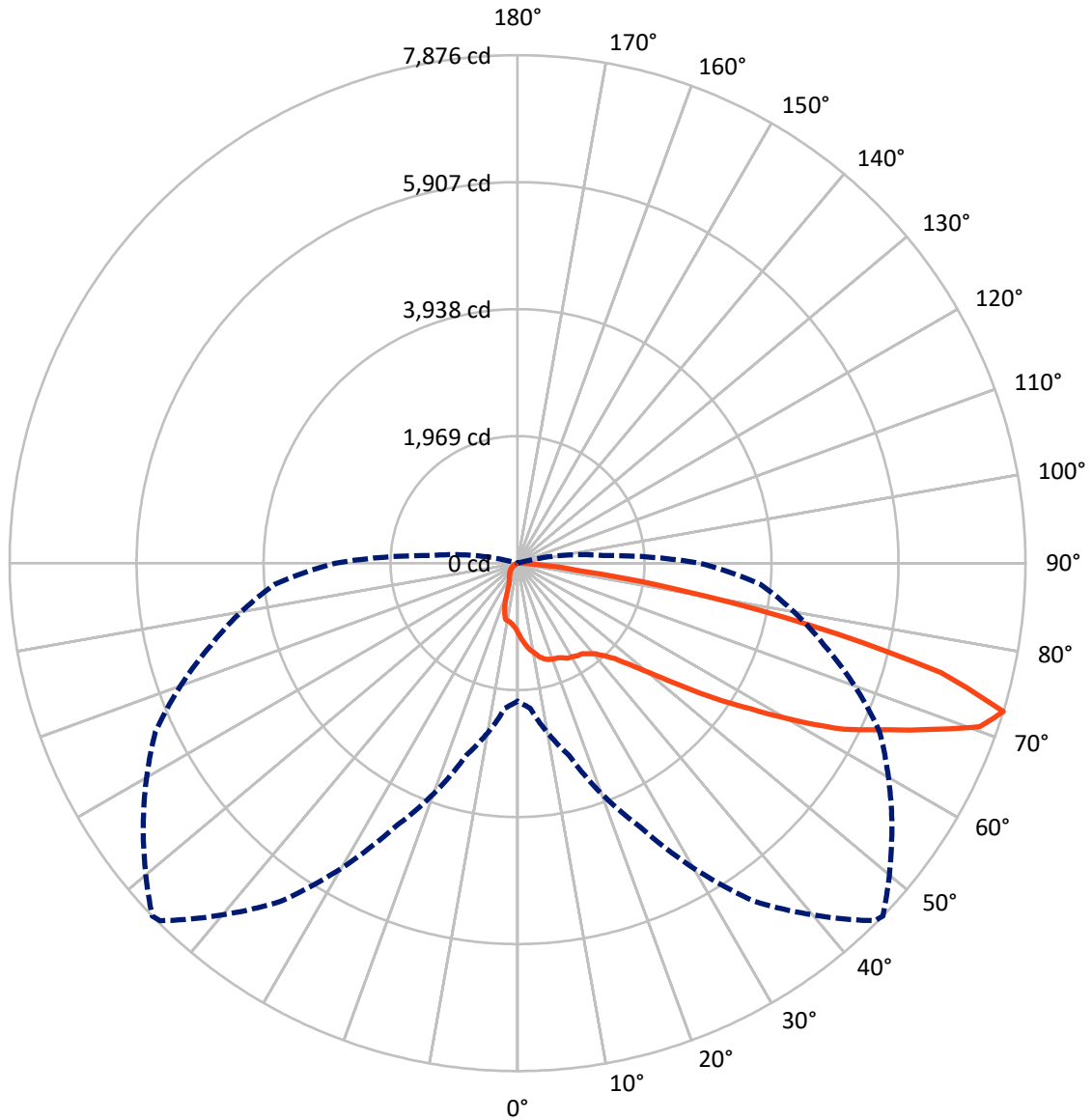
× Max cd
 - - - 1/2 Max cd



Based on 15 foot mounting height. Maximum calculated value = 7 fc
 Type IV - Medium - N/A

REPORT NUMBER: P673582
CATALOG NUMBER: CCP-SA-2E-760-U-T4W-HSS

Luminous Intensity Polar Plot



— Vertical Plane Through 46-Deg Lateral - - - Horizontal Cone Through 72.5-Deg Vertical

REPORT NUMBER: P673582
 CATALOG NUMBER: CCP-SA-2E-760-U-T4W-HSS

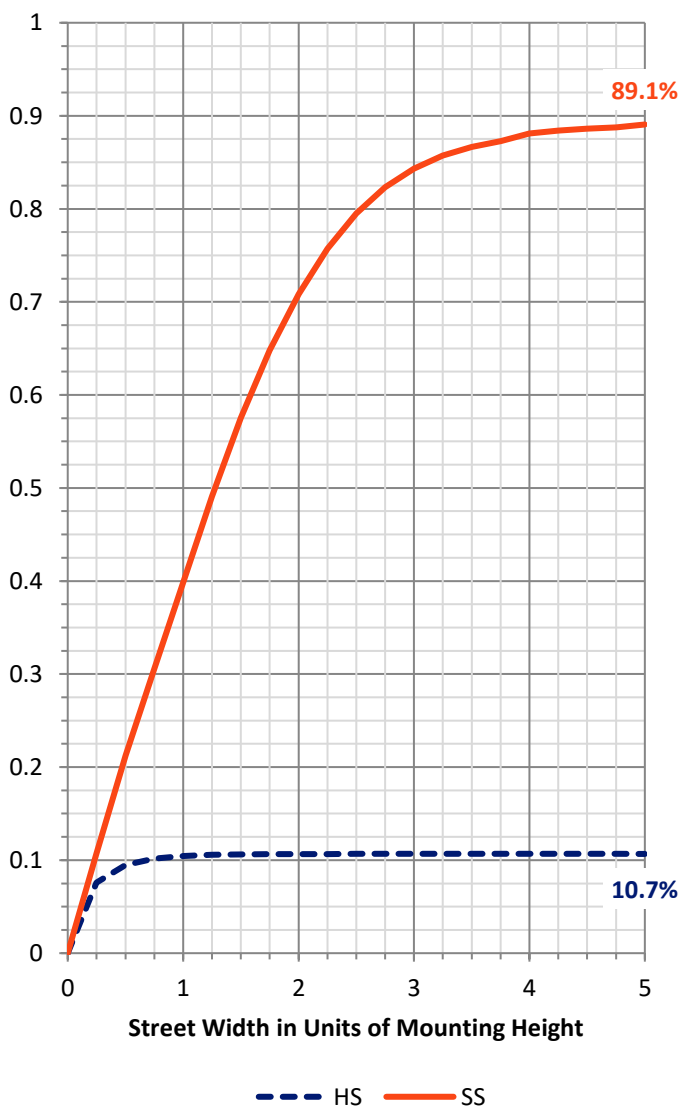
FLUX DISTRIBUTION:

		Downward	Upward	Total
House Side	Lumens	1086.4	0.0	1086.4
	% Fixture	10.8	0.0	10.8
Street Side	Lumens	9004.4	0.0	9004.4
	% Fixture	89.2	0.0	89.2
Total	Lumens	10090.7	0.0	10090.7
	% Fixture	100.0	0.0	100.0

Coefficient of Utilization

ZONAL LUMENS:

Zone	Lumens	% Fixture
0°-10°	108.0	1.1
10°-20°	325.9	3.2
20°-30°	510.2	5.1
30°-40°	714.5	7.1
40°-50°	1178.2	11.7
50°-60°	2117.6	21.0
60°-70°	3069.2	30.4
70°-80°	1915.5	19.0
80°-90°	151.8	1.5
90°-100°	0.0	0.0
100°-110°	0.0	0.0
110°-120°	0.0	0.0
120°-130°	0.0	0.0
130°-140°	0.0	0.0
140°-150°	0.0	0.0
150°-160°	0.0	0.0
160°-170°	0.0	0.0
170°-180°	0.0	0.0
0°-90°	10090.7	100.0
0°-180°	10090.7	100.0



REPORT NUMBER: P673582

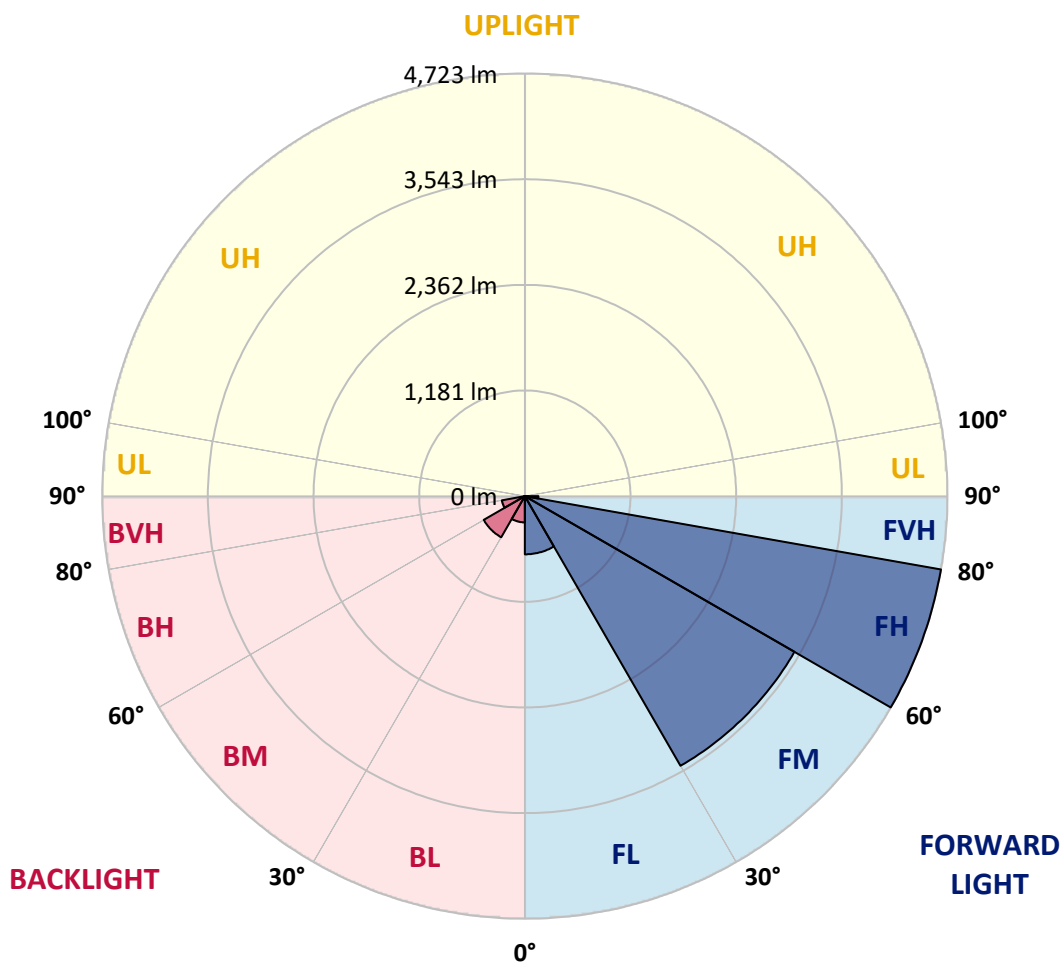
CATALOG NUMBER: CCP-SA-2E-760-U-T4W-HSS

LUMINAIRE CLASSIFICATION SYSTEM LUMEN TABLE AND BUG RATING:

Zone	Lumens	% Fixture	Zone Rating/Lumen Limit		
			B	U	G
FL (0°-30°)	650.4	6.4			
FM (30°-60°)	3479.5	34.5			
FH (60°-80°)	4723.4	46.8			G2/5000
FVH (80°-90°)	151.0	1.5			G2/225
BL (0°-30°)	293.6	2.9	B1/500		
BM (30°-60°)	530.7	5.3	B1/1000		
BH (60°-80°)	261.2	2.6	B1/500		G1/500
BVH (80°-90°)	0.8	0.0			G0/10
UL (90°-100°)	0.0	0.0		U0/0	
UH (100°-180°)	0.0	0.0		U0/0	

BUG Rating: B1-U0-G2

Type IV Medium





REPORT NUMBER: P673582

CATALOG NUMBER: CCP-SA-2E-760-U-T4W-HSS

CANDELA DISTRIBUTION (FULL):

	0°	5°	15°	25°	35°	45°	46°	55°	65°	75°	85°
0°	1078.5	1078.5	1078.5	1078.5	1078.5	1078.5	1078.5	1078.5	1078.5	1078.5	1078.5
2.5°	1207.1	1202.0	1209.7	1207.1	1176.3	1181.4	1178.8	1158.2	1122.2	1101.6	1088.8
5°	1346.1	1359.0	1348.7	1325.5	1307.5	1271.5	1266.3	1232.9	1176.3	1140.2	1101.6
7.5°	1490.3	1490.3	1469.7	1433.7	1395.0	1356.4	1351.3	1294.7	1245.8	1184.0	1129.9
10°	1598.4	1585.5	1570.1	1531.5	1487.7	1436.2	1410.5	1369.3	1315.3	1240.6	1171.1
12.5°	1693.6	1673.0	1647.3	1590.7	1539.2	1482.6	1487.7	1420.8	1384.7	1317.8	1214.9
15°	1747.7	1729.6	1706.5	1655.0	1575.2	1549.5	1539.2	1498.0	1433.7	1366.7	1268.9
17.5°	1760.5	1747.7	1716.8	1649.9	1606.1	1575.2	1572.6	1523.7	1495.4	1438.8	1330.7
20°	1734.8	1711.6	1688.5	1644.7	1603.5	1593.2	1585.5	1585.5	1549.5	1474.8	1369.3
22.5°	1691.0	1665.3	1652.4	1626.7	1593.2	1590.7	1595.8	1590.7	1562.3	1513.4	1410.5
25°	1657.6	1644.7	1624.1	1616.4	1595.8	1634.4	1626.7	1619.0	1611.2	1554.6	1474.8
27.5°	1667.9	1665.3	1649.9	1619.0	1603.5	1644.7	1667.9	1670.4	1667.9	1611.2	1534.0
30°	1673.0	1660.2	1644.7	1637.0	1642.1	1683.3	1683.3	1739.9	1716.8	1660.2	1593.2
32.5°	1732.2	1724.5	1673.0	1655.0	1657.6	1706.5	1709.1	1765.7	1758.0	1719.4	1644.7
35°	1858.3	1806.9	1732.2	1680.7	1680.7	1745.1	1724.5	1806.9	1827.5	1765.7	1680.7
37.5°	2046.2	2007.6	1873.8	1758.0	1714.2	1760.5	1781.1	1827.5	1889.2	1835.2	1752.8
40°	2419.4	2411.7	2221.3	1971.6	1799.1	1840.3	1848.0	1920.1	1961.3	1886.7	1863.5
42.5°	2965.1	2926.5	2748.9	2355.1	1953.6	1935.6	1963.9	2010.2	2108.0	2046.2	1989.6
45°	3497.9	3479.9	3302.3	2862.2	2234.1	2126.0	2110.6	2192.9	2337.1	2270.2	2226.4
47.5°	3884.0	3847.9	3747.6	3376.9	2645.9	2350.0	2360.2	2442.6	2625.4	2573.9	2586.7
50°	4180.0	4162.0	4056.4	3853.1	3165.9	2702.6	2682.0	2764.3	3011.4	3044.9	3080.9
52.5°	4504.3	4537.7	4396.2	4223.7	3781.0	3176.2	3129.8	3158.1	3477.3	3554.5	3654.9
55°	4815.7	4869.8	4728.2	4705.1	4424.5	3701.2	3693.5	3626.6	4038.4	4048.7	4102.8
57.5°	5019.1	5001.0	4990.8	5116.9	5068.0	4303.5	4264.9	4198.0	4571.2	4504.3	4666.4
60°	5034.5	5086.0	5258.4	5569.9	5657.4	5011.3	4954.7	4772.0	5031.9	4872.4	5181.2
62.5°	5150.3	5191.5	5510.7	5940.5	6053.8	5634.2	5672.8	5209.5	5425.7	5299.6	5752.6
65°	4856.9	4985.6	5626.5	6228.8	6573.7	6264.8	6226.2	5773.2	5829.8	5711.4	6316.3
67.5°	4591.8	4640.7	5309.9	6316.3	6985.5	6898.0	6882.6	6272.5	6246.8	6028.0	6475.9
70°	3732.1	3791.3	4452.8	5868.4	7124.5	7636.7	7600.7	6972.6	6529.9	5855.6	5657.4
72.5°	2138.9	2257.3	3086.1	4519.7	6401.2	7842.6	7876.1	7085.9	6195.3	4923.8	3778.5
75°	700.1	733.6	1281.8	2561.0	4787.4	6841.4	6782.2	6089.8	4998.5	3250.8	1706.5
77.5°	236.8	241.9	378.4	926.6	2653.7	4622.7	4656.1	4352.4	3070.6	1351.3	471.0
80°	121.0	128.7	185.3	347.5	1091.3	2517.3	2571.3	2481.2	1286.9	399.0	113.3
82.5°	56.6	59.2	108.1	193.0	499.3	988.4	988.4	1086.2	455.6	223.9	46.3
85°	20.6	20.6	56.6	110.7	211.1	329.5	332.0	334.6	239.4	167.3	20.6
87.5°	7.7	7.7	28.3	46.3	77.2	100.4	100.4	79.8	121.0	110.7	7.7
90°	0.0	0.0	0.0	0.0	0.0	0.0	0.0	0.0	0.0	0.0	0.0



REPORT NUMBER: P673582

CATALOG NUMBER: CCP-SA-2E-760-U-T4W-HSS

CANDELA DISTRIBUTION (continued):

	90°	95°	105°	115°	125°	135°	145°	155°	165°	175°	180°
0°	1078.5	1078.5	1078.5	1078.5	1078.5	1078.5	1078.5	1078.5	1078.5	1078.5	1078.5
2.5°	1083.6	1068.2	1055.3	1037.3	1014.1	1001.2	1003.8	988.4	988.4	980.6	978.1
5°	1083.6	1068.2	1034.7	1003.8	983.2	957.5	944.6	934.3	934.3	929.2	931.7
7.5°	1091.3	1068.2	1021.8	980.6	947.2	921.4	900.9	898.3	893.1	880.3	890.6
10°	1137.7	1104.2	1027.0	970.4	931.7	903.4	867.4	857.1	841.7	818.5	821.1
12.5°	1176.3	1132.5	1063.0	985.8	936.9	890.6	808.2	718.1	679.5	638.3	640.9
15°	1232.9	1171.1	1075.9	1006.4	936.9	787.6	638.3	522.5	460.7	429.8	429.8
17.5°	1263.8	1212.3	1111.9	1019.3	862.2	640.9	453.0	352.6	342.3	347.5	347.5
20°	1328.1	1258.6	1153.1	1029.6	738.7	455.6	332.0	321.7	326.9	337.2	334.6
22.5°	1369.3	1299.8	1184.0	983.2	571.4	326.9	311.4	306.3	311.4	324.3	324.3
25°	1402.8	1359.0	1232.9	870.0	404.1	296.0	290.8	296.0	301.1	306.3	314.0
27.5°	1485.1	1410.5	1266.3	723.3	290.8	275.4	280.6	283.1	283.1	290.8	293.4
30°	1539.2	1480.0	1292.1	558.5	257.4	254.8	260.0	262.5	265.1	272.8	275.4
32.5°	1590.7	1570.1	1258.6	378.4	241.9	236.8	234.2	236.8	247.1	254.8	252.2
35°	1665.3	1652.4	1209.7	262.5	226.5	216.2	211.1	213.6	221.4	229.1	226.5
37.5°	1755.4	1768.3	1091.3	229.1	211.1	198.2	187.9	187.9	190.5	198.2	200.8
40°	1860.9	1894.4	952.3	213.6	200.8	185.3	175.0	162.2	159.6	157.0	159.6
42.5°	2054.0	2092.6	795.3	203.3	185.3	167.3	151.9	136.4	123.5	115.8	115.8
45°	2324.2	2293.3	589.4	193.0	177.6	151.9	128.7	110.7	92.7	84.9	84.9
47.5°	2697.4	2591.9	404.1	182.7	164.7	133.8	108.1	84.9	69.5	61.8	61.8
50°	3214.8	2867.3	262.5	172.4	157.0	115.8	87.5	61.8	51.5	48.9	51.5
52.5°	3703.8	3147.9	208.5	159.6	141.6	100.4	66.9	51.5	46.3	43.8	43.8
55°	4154.2	3289.4	185.3	146.7	128.7	82.4	56.6	43.8	41.2	38.6	38.6
57.5°	4535.2	3338.3	159.6	128.7	103.0	64.3	46.3	38.6	33.5	30.9	30.9
60°	4864.6	3351.2	123.5	103.0	74.6	48.9	38.6	33.5	28.3	23.2	23.2
62.5°	5127.2	3261.1	87.5	72.1	51.5	38.6	33.5	23.2	15.4	10.3	7.7
65°	5335.7	3080.9	59.2	48.9	33.5	28.3	20.6	10.3	2.6	0.0	0.0
67.5°	5091.1	2671.7	46.3	36.0	23.2	18.0	10.3	2.6	0.0	0.0	0.0
70°	4151.7	2072.0	33.5	23.2	15.4	5.1	2.6	0.0	0.0	0.0	0.0
72.5°	2826.1	1335.8	25.7	15.4	7.7	2.6	0.0	0.0	0.0	0.0	0.0
75°	1268.9	478.7	18.0	10.3	2.6	0.0	0.0	0.0	0.0	0.0	0.0
77.5°	308.9	113.3	12.9	5.1	0.0	0.0	0.0	0.0	0.0	0.0	0.0
80°	82.4	28.3	7.7	2.6	0.0	0.0	0.0	0.0	0.0	0.0	0.0
82.5°	30.9	10.3	2.6	0.0	0.0	0.0	0.0	0.0	0.0	0.0	0.0
85°	12.9	5.1	0.0	0.0	0.0	0.0	0.0	0.0	0.0	0.0	0.0
87.5°	5.1	2.6	0.0	0.0	0.0	0.0	0.0	0.0	0.0	0.0	0.0
90°	0.0	0.0	0.0	0.0	0.0	0.0	0.0	0.0	0.0	0.0	0.0

(END OF REPORT)